

AMBRO®



AMBRO® LUMINATE®
INCOLOUR DOORS/TABLES/PANELS




AMBRO®

AMBRO[®]




AMBRO[®] LUMINATE[®] INCOLOUR DOORS/TABLES/PANELS

Colours



Red



White



Black




Blue



Green


InColour Door Design Examples




Barcode ST



GT 610



Constant CE



Cascade 4



Door Leaf Dimensions

Door Design Variations	Standard Thickness	Standard Widths	Standard Heights
All 14 Design Options	42mm 1.65"	820 / 920 / 1050 / 1200 2' 8" / 3' 0" / 3' 5" / 3' 11"	2040 / 2340 6' 8" / 7' 8"




GT 620

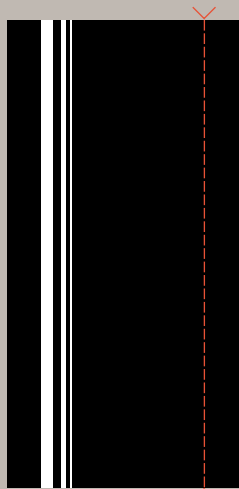


Cascade 5


InColour Doors – typical Hinge/Pivot/Slider arrangements



Hinge



Pivot



Slider



GT 621



Trio 121



GT 660



Trio 112

Installation Options for InColour Doors

	Hinge	Pivot	Slider
All 14 Design Options	•	•	*

• Yes * Ensure all fixings for mechanisms are clear of resin strips (refer to website for further details).




Constant OF



Trio 211

Edge Detail for InColour Doors

Timber Edge Detail (Oak)



Constant CT



Trio 212